

FAQ- 5653

Question:

如何设置 Px 仪表的 PT、CT 变比，通讯参数？

Answer:


1.仪表下方一共 4 个按键，我们把按键从左到右命名为 1-4，

1 号和 2 号键是上下翻页，3 号键表示回车进入，4 号键表示返回。



Unrestricted				Date	2017-10-17	FAQ-I_5653	
				Drawn	RenYiQiang		
				Appr.	PLM-Name		
				SIEMENS AG PTD EA SPA RD CC Power Transmission and Distribution		I_5653_NKG	Sheet
1A	first edition	2017-10-17	RenYiQiang				1 / 5
Rev.	Description	Date	Name				

2. 同时按 3 和 4 号键，弹出如下画面，这是提示输入密码，这时直接按 3 号键。




3. 此时进入了设置画面，Conn 表示这是通讯设置，按 3 号键进入内部，设置地址，波特率，校验位。



Unrestricted				Date	2017-10-17	FAQ-I_5653
				Drawn	RenYiQiang	
				Appr.	PLM-Name	
				SIEMENS AG PTD EA SPA RD CC		Sheet
1A	first edition	2017-10-17	RenYiQiang	Power Transmission and Distribution		I_5653_NKG
Rev.	Description	Date	Name			2 / 5


4. 如果在上面画面按 2 号键，能找到 PT 和 CT 设置界面，再按 3 号键，就进入子菜单，需要注意的是 PT 变比有两部分：PT-A 和 PT-B，

PT-A 表示变比整数部分，PT-B 表示小数部分，比方说 PT 变比是 100.10，则 PT-A 输入 100，PT-B 输入 10，所以一般只需要输入整数部分。CT 变比方法是一样的。



Unrestricted				Date	2017-10-17	FAQ-I_5653
				Drawn	RenYiQiang	
				Appr.	PLM-Name	
				SIEMENS AG PTD EA SPA RD CC		Sheet
1A	first edition	2017-10-17	RenYiQiang	Power Transmission and Distribution		I_5653_NKG
Rev.	Description	Date	Name			3 / 5

5.设置完成后，按 4 号返回键退出时，会提示是否确认，这时直接按 3 号回车键确认。
设置结束。



Unrestricted				Date	2017-10-17	FAQ-I_5653
				Drawn	RenYiQiang	
				Appr.	PLM-Name	
				SIEMENS AG PTD EA SPA RD CC		Sheet
1A	first edition	2017-10-17	RenYiQiang	Power Transmission and Distribution		I_5653_NKG
Rev.	Description	Date	Name			4 / 5

1 Warnings



WARNING

Dangerous voltages may occur in devices and modules during operation depending on the design and application. Incorrect use of these devices can therefore result in severe personal injury or substantial damage to property.

Only suitably qualified staff should work on this device.

Correct and safe operation of this device is dependent on proper handling, installation, operation and maintenance.

Should you require further information, or should particular problems occur which are not handled in sufficient depth in the Instructions, help can be requested through your local Siemens Office or representative.

QUALIFIED PERSON

A "qualified person" is one who is familiar with the installation, construction and operation of the device and who has the appropriate qualifications, e.g.

- is trained and authorized to operate and maintain devices/systems in accordance with established safety practices for devices with electrical circuits.
- is trained in the proper care and use of protective equipment in accordance with established safety practices.
- is trained in first aid.

Subject to change without prior notice !

Unrestricted				Date	2017-10-17	FAQ-I_5653
				Drawn	RenYiQiang	
				Appr.	PLM-Name	
				SIEMENS AG PTD EA SPA RD CC		Sheet
				Power Transmission and Distribution		I_5653_NKG
1A	first edition	2017-10-17	RenYiQiang			5 / 5
Rev.	Description	Date	Name			